



Way of Life!



**Road** Catalogue

**Way of Life!**



# Way of Life!



## a world of Suzuki mobility

At the core of the Suzuki brand lies the promise of exciting, fun-to-operate vehicles, and it's a promise reflected in everything we offer from our iconic motorcycles and ATV's, powerful outboard motors to our exciting new range of automobiles.

**Suzuki's "Way of Life!"** brand mantra, promises vehicles that are designed for life enthusiasts - those who choose to live life to the fullest and not simply watch it go by. Suzuki gives you the freedom to live your way of life!

For advice on which model is best for you visit one of our professional dealerships. For further information visit [www.SuzukiSA.co.za](http://www.SuzukiSA.co.za) or call 011 974 1200.





Way of Life!



[www.SuzukiSA.co.za](http://www.SuzukiSA.co.za)

# Road Catalogue

## GSX-R1000

### GSX-R1000

- Suzuki Drive Mode Selector (S-DMS)
- Electronically-controlled steering damper
- New frame and swingarm design
- Front and rear suspension with 2-way compression damping adjustment
- Slipper clutch with self-adjusting hydraulic actuation system
- Superior cooling efficiency
- Improved braking performance

#### Colours:

Pearl Vigor Blue / Glass Splash White (CWH)  
Solid Black / Metallic Mat Black No.2 (CRU)  
Glass Splash White / Metallic Mist Silver (FGF)  
Solid Black / Metallic Majestic Gold (FGG)



EURO3

SAIS

## GSX-R750

### GSX-R750

- The 2008 GSX-R750 engine is a textbook example of advanced, high-performance design, built with technology developed in world championship competition
- New starter motor built using rare earth magnets is lighter and more compact
- Exciting new bodywork with improved aerodynamics
- New larger capacity generator powers the additional electronic systems, with no increase in weight or external size

#### Colours:

Pearl Vigor Blue / Glass Splash White (CWH)  
Solid Black / Metallic Mat Black No.2 (CRU)  
Candy Max Orange / Solid Black (ECE)



NEW

EURO3

SAIS

# GSX-R600

## GSX-R600

- Most efficient 600cm<sup>3</sup> four-cylinder, four-stroke production motorcycle ever built
- Advanced, compact design and efficient high-performance with technological features proven on racetracks worldwide
- 6-speed low ratio transmission
- Advanced digital engine management, including the revolutionary 3-way mapping system known as S-DMS
- New Idle Speed Control (ISC) system stabilises engine idle to suit conditions

**Colours:**

Pearl Vigor Blue / Glass Splash White (CWH)

Solid Black / Metallic Mat Black No.2 (CRU)

Candy Max Orange / Metallic Mystic Silver (FGH)

Glass Splash White / Metallic Mystic Silver (FGF)

Marble Daytona Yellow / Metallic Mystic Silver (EDS)



**NEW**

EURO3

SAIS

# HAYABUSA

## GSX1300R

- Liquid-cooled engine with DOHC, 16-valves, Twin Swirl Combustion Chambers plus gear-driven counter balancer
- Electronic fuel injection system fed by 46 mm throttle bodies
- High-efficiency, liquid-cooling system
- 6-speed transmission with high-capacity clutch featuring back-torque limiter system
- Digital direct-ignition system

**Colours:**

Candy Max Orange / Pearl Nebular Black (EAJ)

Pearl Nebular Black / Metallic Phantom Grey (CZY)

Pearl Mirage White / Metallic Mystic Silver (EAH)

Candy Indy Blue / Pearl Nebular Black (EAK)



**NEW**

EURO3

SAIS

# Road Catalogue

## B-KING

### B-KING

- New 1340cc, DOHC liquid-cooled, 16 valve engine shared with the new Hayabusa
- SDTV fuel-injection system with dual injectors per cylinder and ram air intake with large volume airbox
- 32 bit ECU boasts 1024 ROM for high overall performance
- 6-speed transmission working in conjunction with an innovative back torque limiting clutch
- All-new twin-spar cast aluminium alloy frame
- Aluminium alloy rear shock absorber features 3-way adjustability with excellent damping characteristics

#### Colours:

Metallic Phantom Grey / Metallic Mystic Silver (ETT)  
Solid Black / Metallic Mat Black No. 2 (CRU)



**NEW**

**EURO 3**

**SAIS**



## GSR600

### GSR600

- High-performance, liquid-cooled, in-line 4-cylinder DOHC powerplant based on the race-performance model GSX-R600
- \*SDTV fuel-injection system
- \*AFIS automatically adjusts the throttle opening for easier cold starts
- Aluminium-alloy frame and swingarm
- Comfortable, relaxed seating position for both the rider and a passenger

#### Colours:

Metallic Mat Black No.2 (YKV)  
Metallic Sonic Silver (YMD)  
Candy Max Orange (YME)  
Pearl Deep Suzuki Blue No.2 (YBA)  
Metallic Thunder Grey (YLF)



**EURO 3**

**SAIS**



\*SDTV - Suzuki Dual Throttle Valve System

\*AFIS - Auto Fast Idle System

# GSX650F

## GSX650F

- New, efficient, fuel-injected engine is packed with race-winning technology
- 4-cylinder, liquid-cooled DOHC
- Smooth-acting bucket tappets and a quieter hydraulic cam chain tensioner system
- \*SDTV digital fuel-injection system improves power delivery and makes throttle response more linear
- Double-cradle, tubular steel frame designed with optimum torsional rigidity to work with the generous power and torque output

**Colours:**

- Pearl Vigor Blue / Glass Splash White (CWH)
- Pearl Nebular Black / Metallic Mystic Silver (EGR)
- Pearl Nebular Black (YAY)



**NEW**

**EURO 3**

\*SDTV- Suzuki Dual Throttle Valve System



# SV650S

## SV650S

- 90° liquid-cooled V-twin, DOHC 8-valve engine
- \*SDTV maintains optimum air velocity in the intake tract for smooth low-to-mid rpm throttle response and high torque output - includes \*AFIS
- Smooth-shifting, 6-speed transmission
- Narrow, lightweight aluminium frame for more consistent strength
- Slim 17L fuel tank

**Colours:**

- Candy Indy Blue (YKZ)
- Metallic Thunder Grey (YLF)
- Pearl Nebular Black (YAY)
- Pearl Mirage White (YPA)



**EURO 3**

\*SDTV - Suzuki Dual Throttle Valve System  
\*AFIS - Auto Fast Idle System



# Road Catalogue

## BANDIT 1250S

### BANDIT GSF 1250S

- Liquid-cooled, fuel-injected, DOHC engine for a full torque-producing performance
- Compact engine design
- A new slick shifting 6-speed transmission improves acceleration while reducing top gear at rpm at highway speeds
- New hydraulic clutch for improved lever feel and control

**Colours:**

- Metallic Oort Grey (YHG)
- Pearl Deep Suzuki Blue No.2 (YBA)
- Pearl Nebular Black (YAY)
- Candy Sonoma Red (YHL)



EURO 3

## BANDIT 650S

### BANDIT GSF 650S

- Liquid-cooled, fuel-injected engine
- \*SDTV fuel injection system
- Slick shifting 6-speed transmission improves acceleration while reducing top gear rpm at high speeds
- Liquid-cooled oil cooler
- Innovative seat height adjustment system
- Large capacity fuel tank

**Colours:**

- Pearl Suzuki Deep Blue No.2 (YBA)
- Metallic Oort Grey (YHG)
- Candy Sonoma Red (YHL)
- Pearl Nebular Black (YAY)



EURO 3

\*SDTV-Suzuki Dual Throttle Valve System


# V-STROM 1000

## V-STROM 1000 DL1000

- Liquid-cooled, 90° V-twin, DOHC 8-valve
- Electronic fuel injection features \*SDTV
- Wide-ratio, 6-speed transmission with 6th gear overdrive and wide-diameter hydraulic clutch for a light pull at the clutch
- Height-adjustable windshield for increased wind protection
- Engine undercover shaped for ample ground clearance and sleek appearance

**Colours:**

Pearl Nebular Black / Metallic Mystic Silver (ERG) 

Pearl Nebular Black / Metallic Oort Grey (BPK) 

\*SDTV-Suzuki Dual Throttle Valve System





# V-STROM 650


## V-STROM 650 DL650


- 90° V-twin, DOHC 8-valve, liquid-cooled engine
- Electronic fuel injection features \*SDTV
- Smooth shifting 6-speed transmission
- High-efficiency liquid cooling system
- Compact and rigid aluminium twin-spar frame and aluminium swingarm
- Link-type rear suspension with adjustable rebound damping

**Colours:**

Pearl Vigor Blue (YKY) 

Metallic Oort Grey (YHG) 

Metallic Mat Black No.2 (YKV) 

Marble Daytona Yellow (YMF) 

**EURO 3**

\*SDTV-Suzuki Dual Throttle Valve System



# Road Catalogue

## BOULEVARD

### BOULEVARD M109R VZR1800

- Muscular, innovative and stylish new look
- 4-valve, DOHC, 54°, liquid-cooled, fuel-injected V-twin engine designed for a strong throttle response and quick acceleration
- Massive 112 mm bore and 90.5 mm stroke utilising huge 112 mm forged aluminium alloy pistons
- Five-speed transmission features carefully selected gear ratios
- Electronic fuel injection system features \*SDTV

#### Colours:

Pearl Nebular Black (YAY)  
Metallic Oort Grey (YHG)  
Candy Max Orange (YME)



EURO 3

\*SDTV-Suzuki Dual Throttle Valve System



## BOULEVARD

### BOULEVARD M109R VZR1800Z

- Limited edition model
- Muscular, innovative and stylish new look
- 4-valve, DOHC, 54°, liquid-cooled, fuel-injected V-twin engine designed for a strong throttle response and quick acceleration
- Massive 112 mm bore and 90.5 mm stroke utilising huge 112 mm forged aluminium alloy pistons
- Five-speed transmission features carefully selected gear ratios
- Electronic fuel injection system features \*SDTV

#### Colours:

Electric Blue / White  
Bright Yellow / White



EURO 3

\*SDTV-Suzuki Dual Throttle Valve System



# BOULEVARD

## BOULEVARD M109R2 VZR1800N

- 1,783 cm<sup>3</sup> liquid-cooled, DOHC V-Twin engine
- A pure, naked power cruiser look
- \*SDTV fuel injection system produces smooth throttle response even at low engine rpm
- \*SASS a compact dry-sump lubrication system designed for reduced engine height, a lower crankshaft position and lower centre of gravity
- Inverted front forks featuring race-proven cartridge internals with 1.8 m stanchion tubes



**Colours:**  
 Pearl Nebular Black (YAY)   
 Metallic Oort Grey (YHG) 

**NEW** **EURO 3**

\*SDTV - Suzuki Dual Throttle Valve System  
 \*SASS - Suzuki Advanced Sump System

# BOULEVARD

## BOULEVARD C1800R VLR1800

- Introducing the 2008 Boulevard VLR1800, a new kind of classic cruiser
- 1,783cm<sup>3</sup> DOHC V-Twin engine with four valves per cylinder
- Advanced efficient digital fuel injection system and engine management system
- Carefully balanced to make it easier pick up off side stand
- Wide comfortable seat and convenient floor boards



**Colours:**  
 Pearl Nebular Black (YAY)   
 Pearl Dark Cherry Red (YMK) 

**NEW** **EURO 3**

# Road Catalogue

## BOULEVARD

### BOULEVARD M50 VZ800

- Fuel-injected, eight-valve, liquid-cooled, 45° V-twin engine
- GSX-R-derived electronic fuel injection system features the \*SDTV
- Five-speed transmission features a high fifth gear ratio for relaxed highway cruising
- Low-maintenance shaft final-drive system is clean-running with low torque reaction
- Wide, comfortable seat with low 701 mm seat height
- Wide handlebars and forward-mounted floorboards and foot controls

**Colours:**

Pearl Nebular Black (YAY)



\*SDTV-Suzuki Dual Throttle Valve System



## BOULEVARD

### BOULEVARD M50 VZ800Z

- Limited edition two tone model
- Fuel-injected, eight-valve, liquid-cooled, 45° V-twin engine
- GSX-R-derived electronic fuel injection system features the \*SDTV
- Five-speed transmission features a high fifth gear ratio for relaxed highway cruising
- Low-maintenance shaft final-drive system is clean-running with low torque reaction
- Wide, comfortable seat with low 701 mm seat height
- Wide handlebars and forward-mounted floorboards and foot controls

**Colours:**

Pearl Daytona Yellow / Metallic Phantom Grey (EGP)



\*SDTV-Suzuki Dual Throttle Valve System



# BURGMAN 650A

## BURGMAN 650A AN650A

- Electronic fuel injection system with precise throttle response
- Suzuki Electronically-Controlled Continuously Variable Transmission
- Two fully-automatic modes (power or normal) and a manual shift mode
- Electronically height-adjustable windscreen
- Electronically controlled fold back mirrors
- A passenger backrest supplied as standard for pillion comfort and security
- Storage for two full face helmets



**Colours:**

Metallic Oort Grey (YHG)



Pearl Nebular Black (YAY)



Pearl Suzuki Deep Blue No.2



**NEW**

**EURO3**

**SAIS**

**ABS**

# BURGMAN 400

## BURGMAN 400 AN400

- New larger windshield creates a smooth flow of air over the rider
- 62L under-seat storage compartment
- 14 inch front wheel
- New dual hydraulic disc brakes



**Colours:**

Metallic Oort Grey (YHG)



Pearl Nebular Black (YAY)



Metallic Graphite Blue (YHG)



Candy Sonoma Red (YHL)



**EURO3**

**SAIS**

# Road Catalogue

# AN125

## AN125

- High-quality finishes
- CVT transmission
- Under seat and front console storage with additional luggage rack
- Fuel gauge and comprehensive instrumentation
- Integrated indicators with clear lenses
- Front disc brakes

### Colours:

Candy Sonoma Red (YHL)

Pearl Vigor Blue (YKY)

Metallic Mat Black No. 2 (YKV)



# DR650SE

## DR650SE

- 4-stroke, \*SACS engine
- \*SCEM cylinder for durability and superior heat transfer
- Convenient electric starter
- Lightweight, compact, rigid semi-double cradle frame for excellent on/off road riding
- Seat height optional (885 mm to 845 mm)



# DR-Z400SM

## DR-Z400SM

- Lightweight, DOHC, liquid-cooled, dry-sump engine produces strong, usable low-rpm power
- Renthal tapered aluminium handlebar for reduced vibration and aggressive new look
- Long travel, inverted front fork features, adjustable compressions/rebound damping
- A fully-adjustable rear shock absorber with high/low speed compression
- Compact 5-speed transmission
- New front and rear axle sliders

**Colours:**

Solid Black (019)

Solid Special White No.2 (N9J)



# DR-Z400E

## DR-Z400E

- DOHC, liquid-cooled, dry-sump engine produces strong low-rpm power
- \*SCEM cylinder for durability, weight reduction and superior heat transfer
- 5-speed transmission utilises a cable-operated clutch with separate outer cover for clutch maintenance
- A fully-adjustable rear shock absorber with high/low speed compression damping adjuster and aluminium swingarm

**Colours:**

Champion Yellow No.2 (YU1)



\*SCEM - Suzuki Composite Electromechanical Material

# Road Catalogue

## DR200SE

### DR200SE

- 199cm<sup>3</sup> 1-Cylinder, SOHC engine produces lots of useable torque
- Suzuki Composite Electrochemical Material (SCEM) cylinder for durability, lightweight and superior heat transfer
- Rider friendly electric engine starter for easy start
- Large front and thick rear tires with a special tread pattern for good traction delivery

**Colours:**

Solid Black (019)

Pearl Vigor Blue (YKY)



\*SCEM - Suzuki Composite Electromechanical Material



## TF125

### TF125

- 2-stroke, air-cooled engine
- Maintenance free electronic ignition system
- \*CCIS assures necessary engine lubrication
- Six-speed transmission
- Convenient sturdy box underneath rear carrier for storing small items
- Large 13L fuel tank

**Colours:**

Solid Special White No.2 (N9J)



\*CCIS - Cylinder and Crank Injection System



# SuperBike Training Voucher



Way of Life!

As part of Suzuki's training initiative, we are giving away a SuperBike training experience with every purchase of a Suzuki GSX-R Model.

**COMPLIMENTARY SuperBike Training Voucher**

Way of Life!

**COMPLIMENTARY SuperBike Training Voucher**

Way of Life!

Way of Life!

At the core of the Suzuki brand lies the promise of exciting, fun-to-operate vehicles, and it's a promise reflected in everything we offer from our iconic motorcycles and ATVs to our powerful outboard motors.

Suzuki's "Way of Life!" brand mantra, promises vehicles that are designed for life enthusiasts - those who choose to live life to the fullest and not simply watch it go by. Suzuki gives you the freedom to live your way of life!

www.SuzukiSA.co.za

Dealer: \_\_\_\_\_  
Invoice Number: \_\_\_\_\_  
Validation Stamp: \_\_\_\_\_

Road Training experience, please visit our website [www.SuzukiSA.co.za](http://www.SuzukiSA.co.za) for a list of contact us on 011 793-4255 to make your reservation. This voucher is valid from the date of purchase and must be presented with a copy of your invoice.

**OFFICIAL SUZUKI SuperBike TRAINING**

**OFFICIAL SUZUKI SuperBike TRAINING**

[www.SuzukiSA.co.za](http://www.SuzukiSA.co.za)



## Bike Specifications

	<b>GSX-R1000</b>	<b>GSX-R750</b>	<b>GSX-R600</b>	<b>GSX1300R</b>
Engine Type:	4-stroke, 4-cylinder, liquid-cooled, DOHC	4-stroke, 4-cylinder, liquid-cooled, DOHC	4-stroke, 4-cylinder, liquid-cooled, DOHC	4-stroke, 4-cylinder, liquid-cooled, DOHC
Displacement:	999 cm <sup>3</sup>	750 cm <sup>3</sup>	599 cm <sup>3</sup>	1,340 cm <sup>3</sup>
Transmission:	6-speed constant mesh	6-speed constant mesh	6-speed constant mesh	6-speed constant mesh
Seat Height:	810 mm	810 mm	810 mm	805 mm
Dry Mass:	172 kg	165 kg	163 kg	220 kg
Fuel Tank:	18 L	17 L	16.5 L	21 L

	<b>B-KING</b>	<b>GSR600</b>	<b>GSX650F</b>	<b>SV650S</b>
Engine Type:	4-stroke, 4-cylinder, liquid-cooled, DOHC	4-stroke, 4-cylinder, liquid-cooled, DOHC,	4-stroke, 4-cylinder, liquid-cooled, DOHC	4-stroke, 2-cylinder, liquid-cooled, DOHC, 90° V-Twin
Displacement:	1,340 cm <sup>3</sup>	599 cm <sup>3</sup>	656 cm <sup>3</sup>	645 cm <sup>3</sup>
Transmission:	6-speed constant mesh	6-speed constant mesh	6-speed constant mesh	6-speed constant mesh
Seat Height:	805 mm	785 mm	770 mm	800 mm
Dry Mass:	235 kg	183 kg	216 kg	172 kg
Fuel Tank:	16.5 L	16.5 L	19 L	17 L

	<b>BANDIT GSF 1250S</b>	<b>BANDIT GSF 650S</b>	<b>V-STROM 1000 DL1000</b>	<b>V-STROM 650 DL650</b>
Engine Type:	4-stroke, 4-cylinder, liquid-cooled, DOHC	4-stroke, 4-cylinder, liquid-cooled, DOHC	4-stroke, 2-cylinder, liquid-cooled, DOHC, 90° V-Twin	4-stroke, 2-cylinder, liquid-cooled, DOHC, 90° V-Twin
Displacement:	1,255 cm <sup>3</sup>	656 cm <sup>3</sup>	996 cm <sup>3</sup>	645 cm <sup>3</sup>
Transmission:	6-speed constant mesh	6-speed constant mesh	6-speed constant mesh	6-speed constant mesh
Seat Height:	785-805 mm adjustable	770-790 mm adjustable	840 mm	820 mm
Dry Mass:	225 kg	218 kg	208 kg	194 kg
Fuel Tank:	19 L	19 L	22 L	22 L

# Way of Life!



	<b>BOULEVARD VZR1800 / Z</b>	<b>BOULEVARD VZR1800N</b>	<b>BOULEVARD VLR1800</b>	<b>BOULEVARD VZ800 / Z</b>
Engine Type:	4-stroke, 2-cylinder, liquid-cooled, DOHC, 54° V-Twin	4-stroke, 2-cylinder, liquid-cooled, DOHC, 54° V-Twin	4-stroke, 2-cylinder, liquid-cooled, DOHC, 54° V-Twin	4-stroke, 2-cylinder, liquid-cooled, SOHC, 45° V-Twin
Displacement:	1,783 cm <sup>3</sup>	1,783 cm <sup>3</sup>	1,783 cm <sup>3</sup>	805 cm <sup>3</sup>
Transmission:	5-speed constant mesh	5-speed constant mesh	5-speed constant mesh	5-speed constant mesh
Seat Height:	705 mm	705 mm	710 mm	700 mm
Dry Mass:	319 kg	319 kg	319 kg	247 kg
Fuel Tank:	19 L	19.5 L	19 L	15.5 L

	<b>BURGMAN 650A AN650A</b>	<b>BURGMAN 400 AN400</b>	<b>AN125</b>	<b>DR650SE</b>
Engine Type:	4-stroke, 2-cylinder, liquid-cooled, DOHC	4-stroke, 1-cylinder, liquid-cooled, SOHC	4-stroke, OHC	4-stroke, 1 cylinder, air-cooled, SOHC
Displacement:	638 cm <sup>3</sup>	400 cm <sup>3</sup>	124cc	644 cm <sup>3</sup>
Transmission:	Electronically-controlled, SECVT automatic	V-belt, automatic	Automatic, progressive type	5-speed constant mesh
Seat Height:	750 mm	710 mm	840 mm	885 mm
Dry Mass:	245 kg	199 kg	111 kg	147 kg
Fuel Tank:	15 L	13.5 L	7.5 L	13 L

	<b>DR-Z400SM</b>	<b>DR-Z400E</b>	<b>DR200SE</b>	<b>TF125</b>
Engine Type:	4-stroke, 1-cylinder, liquid-cooled, DOHC	4-stroke, 1-cylinder, liquid-cooled, DOHC	4-stroke, 1-cylinder, air-cooled, SOHC	2-stroke, 1-cylinder, air-cooled
Displacement:	398 cm <sup>3</sup>	398 cm <sup>3</sup>	199 cm <sup>3</sup>	183 cm <sup>3</sup>
Transmission:	5-speed constant mesh	5-speed constant mesh	5-speed constant mesh	6-speed constant mesh
Seat Height:	890 mm	945 mm	810 mm	835 mm
Dry Mass:	135 kg	119 kg	113 kg	102 kg
Fuel Tank:	10 L	10 L	13 L	13 L

For more information on these and other bikes go to [www.SuzukiSA.co.za](http://www.SuzukiSA.co.za)



# Way of Life!



[www.SuzukiSA.co.za](http://www.SuzukiSA.co.za)

Specifications, appearances, equipment, colours, materials and other items of "SUZUKI" products shown on this catalogue are subject to change by manufacturers at any time without notice and they may vary depending on local conditions or requirements. Some models are not available in some territories. Each model may be discontinued without notice. Please inquire at your local dealer for details of any such changes. Actual body colour might differ from the colours in this catalogue.

Suzuki Advanced Immobiliser System (SAIS) is a transponder-type transistorised digital computer-controlled immobiliser. Only models with European specifications clear the EURO 3 emission regulations, and have catalysers with O<sub>2</sub> sensors.

- Always wear a helmet, eye protection, and protective clothing
- Read your Owner's Manual carefully
- Enjoy riding safely
- Never ride under the influence of alcohol or other drugs

**SUZUKI SOUTH AFRICA (PTY) LTD**  
P.O. Box 823, Isando, 1600  
Tel: +27 11 974 1200 / Fax: +27 11 392 2526  
Email: [info@suzukisa.net](mailto:info@suzukisa.net)  
[www.SuzukiSA.co.za](http://www.SuzukiSA.co.za)

**EURO 3**

**EURO 3**  
Euro 3 conformed

**ABS**

**ABS**  
Advanced Braking System

**SAIS**

**SAIS**  
Suzuki Advanced Immobilizer System

CCIS - Cylinder and Crank Injection System  
SACS - Suzuki Advanced Cooling System  
SCEM - Suzuki Composite Electromechanical Material  
SDTV - Suzuki Dual Throttle Valve System  
AFIS - Auto Fast Idle System  
SRAD - Suzuki Ram Air Direct  
SASS - Suzuki Advanced Sump System

**DEALER:**



**SUZUKI**